

LIRA

LUCA ROCCADADRIA DESIGN /2019



BORZALINO
INTERIORS • 1976 • TUSCANY

LIRA

Studiata per colmare ogni spazio della casa, la collezione di lampade Lira è composta da due diverse dimensioni di cesto, declinabili nella soluzione a sospensione, piantana, parete e da tavolo. La serie è caratterizzata da linee morbide, ma decise, enfatizzate dal tubino di metallo che ne delinea le forme lasciando trasparire, arricchendola, la luce emessa dalla sfera di alabastro o a scelta in cristallo. La minuziosa ed elaborata ricerca del materiale definisce ed esalta la collezione conferendole valore e unicità.

Lampada da terra: struttura in metallo e cesto Ø40 o Ø28 verniciato a polvere - La sorgente LED da 4W è alloggiata nel cilindro in ottone. Sfera in alabastro o cristallo Ø11.

Lampada da parete: con braccio orientabile, struttura in metallo e cesto Ø40 o Ø28 verniciato a polvere - La sorgente LED da 4W è alloggiata nel cilindro in ottone. Sfera in alabastro o cristallo Ø11.

Lampada a sospensione: struttura in metallo e cesto Ø40 o Ø28 verniciato a polvere - La sorgente LED da 4W è alloggiata nel cilindro in ottone. Sfera in alabastro o cristallo Ø11. Lunghezza cavo minimo 50cm, massimo 200cm.

Lampada da tavolo: Struttura in metallo e cesto Ø28 verniciato a polvere - La sorgente LED da 4W è alloggiata nel cilindro in ottone. Sfera in alabastro o cristallo Ø11.

EN

Designed to fit every room in the house, the Lira lighting collection offers two different lamp fixture "cap" sizes that can be made available in ceiling, floor, wall or table mounted versions. The series features soft, yet well-defined lines highlighted by the small metal edge that marks the lamp's contours, letting light pass through while enriching the luminous effect of the alabaster sphere. A detailed care and sophisticated search for the material define and exalt the collection, bestowing value and uniqueness.

Floor Lamp: metal structure and lampshade Ø40 or Ø28 powder coated - Its 4W LED source cleverly housed in its Brass dome - Alabaster or Crystal sphere Ø11.

Wall Lamp: with adjustable arm: metal structure and lampshade Ø40 or Ø28 powder coated - Its 4W LED source cleverly housed in its Brass dome - Alabaster or Crystal sphere Ø11.

Pendant Lamp: metal structure and lampshade Ø40 or Ø28 powder coated - Its 4W LED source cleverly housed in its Brass dome - Alabaster or Crystal sphere Ø 11- Minimum cable length 50cm, maximum 200cm.

Table Lamp: metal structure and lampshade Ø28 powder coated - Its 4W LED source cleverly housed in its Brass dome - Alabaster or Crystal sphere Ø11.

FR

Conçue pour remplir tous les espaces de la maison, la collection de luminaires Lira est composée de deux tailles de abat-jour différentes, déclinables dans la solution lampe à suspension, lampe de table, applique ou lampadaire. La série se caractérise par des lignes douces mais fortes, soulignées par ronds métalliques qui en dessine les formes en laissant transparaître, en l'enrichissant, la lumière émise par la sphère d'albâtre ou au choix en cristal. La recherche minutieuse et élaborée du matériau définit et enrichit la collection, lui donnant valeur et unicité.

Lampadaire: structure en métal et abat-jour Ø40 ou Ø28 verni à poudre - sa source LED 4W est logé dans son dôme en laiton - Sphère en albâtre ou verre cristal Ø11.

Applique avec bras réglable: structure en métal et abat-jour Ø40 ou Ø28 verni à poudre. Sa source LED 4W est logé dans son dôme en laiton. Sphère en albâtre ou verre cristal Ø11.

Lampe à suspension: Structure en métal et abat-jour Ø40 ou Ø28 verni à poudre - sa source LED 4W est logé dans son dôme en laiton - Sphère en albâtre ou verre cristal Ø11. Longueur de câble minimum 50cm, maximum 200cm.

Lampe de table: Structure en métal et abat-jour Ø28 verni à poudre - sa source LED 4W est logé dans son dôme en laiton - Sphère en albâtre ou verre cristal Ø11.

SCELTA FINITURE
CHOICE OF FINISHES
CHOIX DE FINITIONS



METALLO
METAL
MÉTAL

[Consulta i metalli](#)
[Discover the metals](#)
[Consultez les métaux](#)



SPHERE



ALABASTRO



CRYSTAL

Sono trascorsi più di due millenni da quando gli Etruschi ne iniziarono la lavorazione e l'alabastro, pur tra numerose difficoltà, si lavora ancora a Volterra, cittadina d'arte etrusca, romana, medievale e rinascimentale in Toscana.

It has been more than two thousand years since the Etruscans began to work with alabaster, and in spite of numerous difficulties, this stone is still worked in Volterra, Tuscan city of Etruscan, Roman, mediaeval and Renaissance art.

Plus de deux millénaires se sont écoulés depuis que les Étrusques ont commencé à travailler l'albâtre et cette activité se poursuit aujourd'hui, malgré de nombreuses difficultés, à Volterra, une ville toscane d'art étrusque, romaine, médiévale et Renaissance.

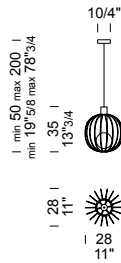


LIRA

Pendant lamp $\phi 40$ h min 50 / max 200 - Metal structure and lampshade $\phi 40$ powder coated color Gloss Black + Satin Brass.
 $\phi 28$ h min 50 / max 200 - Metal structure and lampshade $\phi 40$ powder coated color YY217E GOLD
 Its 4W LED source cleverly housed in its Brass dome finishing Burnished Bronze. Alabaster sphere $\phi 11$.

$\phi 28$

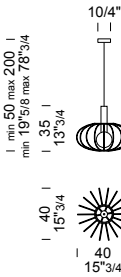
105S28 /lampada a sospensione $\phi 28$
 /pendant lamp $\phi 28$
 /lampe à suspension $\phi 28$



1 pc 0,04 m³ 1,9 kg

$\phi 40$

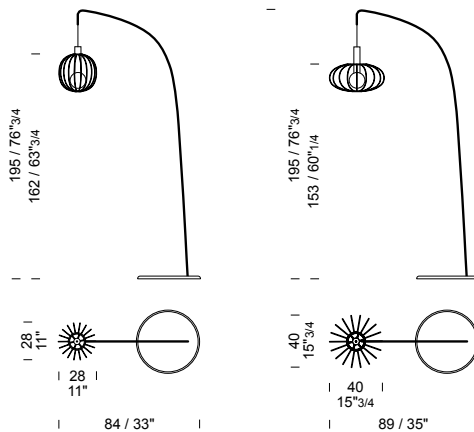
105S40 /lampada a sospensione $\phi 40$
 /pendant lamp $\phi 40$
 /lampe à suspension $\phi 40$



1 pc 0,06 m³ 2,2 kg

$\phi 40 - 89$ h 195

105P40 /lampada da terra
 /floor lamp
 /lampadaires



2 pc 0,4 m³ 27,6 kg

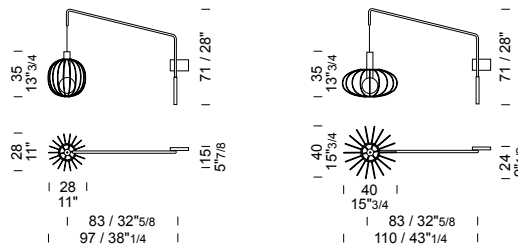


LIRA

Wall lamp 97 h 71 /A wide adjustable wall lamp with swing arm. Metal structure and lampshade $\phi 28$ powder coated color YW276I Beige.
97 h 71 /A wide adjustable wall lamp with swing arm. Metal structure and lampshade $\phi 40$ powder coated color SW268JR Bronze.
 Its 4W LED source cleverly housed in its Brass dome finishing Satin Brass. Alabaster sphere $\phi 11$

$\phi 28$ h 71

105A28 /lampada da parete
 /wall lamp
 /applique



2 pc 0,28 m³ 10,9 kg

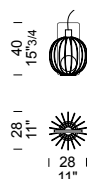


Table lamp • 28 h 40

/Metal structure and lampshade $\phi 28$ powder coated color Y220NI Rosso Pamplona. Its 4W LED source cleverly housed in its Brass dome finishing Satin Brass.
 /Metal structure and lampshade $\phi 28$ powder coated color Vulcan Grey. Its 4W LED source cleverly housed in its Brass dome finishing Satin Brass.
 /Metal structure and lampshade $\phi 28$ powder coated color SW268JR Bronze. Its 4W LED source cleverly housed in its Brass dome finishing Satin Brass.
 /Metal structure and lampshade $\phi 28$ powder coated color Y220UI Verde Samoa. Its 4W LED source cleverly housed in its Brass dome finishing Satin Brass.

$\phi 28$ h 40

105T28 /lampada da tavolo
 /table lamp
 /lampe de table



1 pc 0,06 m³ 4,5 kg